






14/04/2015

**NUOVA POMPA ACQUA  
NOUVELLE POMPE À EAU**

**PA1572**

**NEW WATER PUMP  
NEUE WASSERPUMPE**



TecDoc				
19365	MITSUBISHI L200 2.5TD 4WD	D	4D56	2006/01>/
19365	MITSUBISHI L200 2.5TD 4WD Club-Cab	D	4D56	2008/10>2010/06
19365	MITSUBISHI L200 2.5TD 4WD Double-Cab	D	4D56	2008/10>/
19365	MITSUBISHI L200 2.5TD 4WD Single-Cab	D	4D56	2008/10>/
28517	MITSUBISHI L200 2.5DI-D 2WD	D	4D56	2007/01>2013/09
33130	MITSUBISHI L200 2.5TD 4WD Club-Cab Hi-Power	D	4D56	2008/10>/
33130	MITSUBISHI L200 2.5TD 4WD Double-Cab Hi-Power	D	4D56	2008/10>/
33130	MITSUBISHI L200 2.5TD 4WD Single-Cab Hi-Power	D	4D56	2008/10>/
33130	MITSUBISHI L200 2.5TD Auto 4WD Single-Cab Hi-Power	D	4D56	2008/10>/

**OEM#**

**1300A045**

**DATI LOGISTICI/LOGISTIQUE PARAMÈTRE/LOGISTIC  
PARAMETERS/LOGISTISCHE DATEN**



**8019738122375**

**mm 180x180x195**

**2,084**



**PREMIUM WATER PUMPS**



INDUSTRIE SALERI ITALO