






POMPA ACQUA
WATER PUMP
WASSERPUMPE
POMPE À EAU

PA1387




APPLICAZIONE / CAR APPLICATION
ANWENDUNG FAHRZEUG / APPLICATION VÉHICULE

				
18718	MERCEDES C-CLASS T-Model C 280	P	M 272.940Mot.30058494-	01.2005 / 08.2007
18884	MERCEDES C-CLASS T-Model C 230	P	M 272.920Mot.30058494-	01.2005 / 08.2007
19389	MERCEDES SL 350	P	M 272.966	03.2006 -
18630	MERCEDES E-CLASS E 280	P	M 272.943	03.2005 / 12.2008
18631	MERCEDES E-CLASS E 350	P	M 272.964Mot.30058494-	03.2005 / 12.2008
18705	MERCEDES CLK 350	P	M 272.960Mot.30058494-	01.2005 -
18706	MERCEDES CLK 280	P	M 272.940Mot.30058494-	01.2005 -
28160	MERCEDES VITO Bus 126	P	M 272.978	09.2007 -
17885	MERCEDES SLK 350	P	M 272.963Mot.30058494-	06.2004 -
18709	MERCEDES SLK 280	P	M 272.942	01.2005 -
18960	MERCEDES S-CLASS S 350	P	M 272.965	10.2005 -
22462	MERCEDES C CLASS C 230	P	M 272.921	01.2007 -
22700	MERCEDES C CLASS C 280	P	M 272.947	01.2007 -
28209	MERCEDES GLK-CLASS 350 4-matic	P	M 272.971	06.2008 / 04.2011
32837	MERCEDES GLK-CLASS 300 4-matic	P	M 272.948	07.2009 / 04.2011



OEM NUMBER : 2722000901

DATI LOGISTICI / LOGISTICS PARAMETERS
LOGISTISCHE DATEN / LOGISTIQUE PARAMÈTRE

 ABCD1234		
801973810306	280mm X 160mm X 315mm	2,200 Kg



D = Diesel
P = Petrol – Gasoline – Benzin - Essence

FULLY CERTIFIED COMPANY

