






POMPA ACQUA
WATER PUMP
WASSERPUMPE
POMPE À EAU

PA1518




APPLICAZIONE / CAR APPLICATION ANWENDUNG FAHRZEUG / APPLICATION VÉHICULE

				
11138 19885 23197 25648 29490 22674 23369 23374	NISSAN QASHQAI 2.0 NISSAN QASHQAI 2.0 NISSAN X-TRAIL 2.0 NISSAN X-TRAIL 2.0 FWD NISSAN X-TRAIL 2.0 FWD RENAULT CLIO III 2.0 16V RENAULT LAGUNA III 2.0 16V RENAULT LAGUNA III Sportour 2.0 16V	P P P P P P P P	MR20DE MR20DE MR20DE MR20DE MR20DE M4R 700/M4R 701 M4R 704 M4R 704	11.2010 - 02.2007 - 06.2007 - 03.2007 - 06.2008 - 09.2006 - 10.2007 - 10.2007 -



**OEM NUMBER : B1010EN20B;
B10101GZ0A; 7701065345**

DATI LOGISTICI / LOGISTICS PARAMETERS LOGISTISCHE DATEN / LOGISTIQUE PARAMÈTRE

 ABCD1234		
8019738116299	110mm X 110mm X 140mm	1,023 Kg



D = Diesel
P = Petrol – Gasoline – Benzin - Essence

FULLY CERTIFIED COMPANY

